


That's me!



My name is _____.

I am a _____.

I am in class _____ now!



boy

girl



Read about yourself.



Hello!



I'm in class one.



I'm a student.

I'm good.

I'm helpful.

I'm big.



Say the word and tick it each time.



	1 st	2 nd	3 rd		1 st	2 nd	3 rd
I'm	<input type="checkbox"/>	<input type="checkbox"/>	<input type="checkbox"/>	class	<input type="checkbox"/>	<input type="checkbox"/>	<input type="checkbox"/>
I am	<input type="checkbox"/>	<input type="checkbox"/>	<input type="checkbox"/>	small	<input type="checkbox"/>	<input type="checkbox"/>	<input type="checkbox"/>
big	<input type="checkbox"/>	<input type="checkbox"/>	<input type="checkbox"/>	hello	<input type="checkbox"/>	<input type="checkbox"/>	<input type="checkbox"/>
one	<input type="checkbox"/>	<input type="checkbox"/>	<input type="checkbox"/>	in	<input type="checkbox"/>	<input type="checkbox"/>	<input type="checkbox"/>
girl	<input type="checkbox"/>	<input type="checkbox"/>	<input type="checkbox"/>	now	<input type="checkbox"/>	<input type="checkbox"/>	<input type="checkbox"/>
my	<input type="checkbox"/>	<input type="checkbox"/>	<input type="checkbox"/>	boy	<input type="checkbox"/>	<input type="checkbox"/>	<input type="checkbox"/>

Fill in the Blanks. You can even cheat!

_____!



I'm in _____ one.

_____ a student.

I'm _____.

_____ helpful.

I'm _____.



Look at the word. Cover it. Write it.

I am _____
big _____
one _____
my _____

small _____
hello _____
in _____
boy _____



A Story About Myself




This is me.
I am a cat.

I like mice.



I am big.



Oh no, I am small! Help! Help!


Short Vowel a



cat




cap



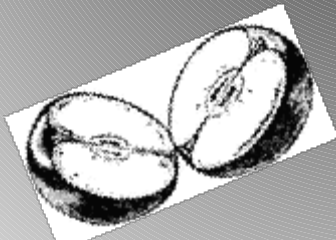
ant



astronaut



camel




apple




tap

Write the words in the blanks.









Match the right word with the picture.



camel

tap






cap

cat


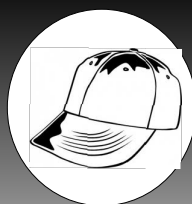

ant


apple

astronaut




Colour the pictures that have a short "a".





This is called the minute hand.



This is called the hour hand.

"It's one o'clock."


Look at the pictures and tell the time.




1



2



3



4




5




6




What's the time? Tick the right answer.



- 2 o'clock
- 5 o'clock
- 11 o'clock



- 10 o'clock
- 11 o'clock
- 12 o'clock



- 12 o'clock
- 5 o'clock
- 7 o'clock



- 9 o'clock
- 10 o'clock
- 1 o'clock





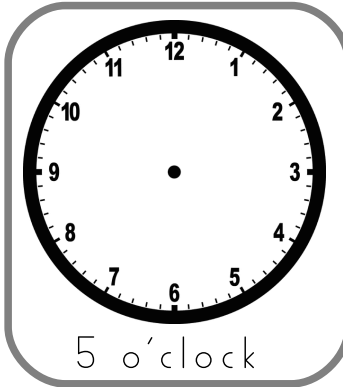
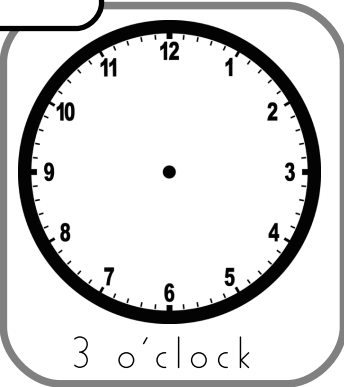
- 8 o'clock
- 6 o'clock
- 4 o'clock



- 9 o'clock
- 3 o'clock
- 14 o'clock



Read the time and draw the clock hands.



Everyone is hungry!

This is an ant.



Here comes a spider.



"Hello ant," said the spider.

"Hello spider," said the ant, "how are you?"

"I'm fine, thanks," said the spider, "but I'm hungry. I'm going to eat you. Yum yum yum!"


Here comes a snake.

"Hello spider," said the snake.

"Hello snake," said the spider,

"How are you?"

"I'm fine, thanks," said the snake, "but I'm hungry. I'm going to eat you. Yum yum!"





Match the word with its picture and write it.



snake

ant

spider



Blank lines for writing the words.

Practice with a partner and show your class.



• Hello!



• Hello!



• How are you?



• I'm fine, thanks. How are you?



• I'm hungry.



• Let's go and eat.



• Yum yum yum!



Learn some new phrases.

I'm hungry.



How are you?



I'm fine.



Thanks

This is my school.

This is my class.

Say the word and tick it each time.



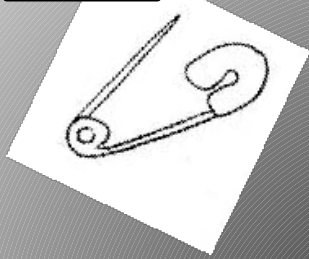
	1 st	2 nd	3 rd
I'm	<input type="checkbox"/>	<input type="checkbox"/>	<input type="checkbox"/>
I am	<input type="checkbox"/>	<input type="checkbox"/>	<input type="checkbox"/>
thanks	<input type="checkbox"/>	<input type="checkbox"/>	<input type="checkbox"/>
hello	<input type="checkbox"/>	<input type="checkbox"/>	<input type="checkbox"/>
my	<input type="checkbox"/>	<input type="checkbox"/>	<input type="checkbox"/>
class	<input type="checkbox"/>	<input type="checkbox"/>	<input type="checkbox"/>

	1 st	2 nd	3 rd
school	<input type="checkbox"/>	<input type="checkbox"/>	<input type="checkbox"/>
this	<input type="checkbox"/>	<input type="checkbox"/>	<input type="checkbox"/>
is	<input type="checkbox"/>	<input type="checkbox"/>	<input type="checkbox"/>
are	<input type="checkbox"/>	<input type="checkbox"/>	<input type="checkbox"/>
you	<input type="checkbox"/>	<input type="checkbox"/>	<input type="checkbox"/>
how	<input type="checkbox"/>	<input type="checkbox"/>	<input type="checkbox"/>

Short Vowel **i**



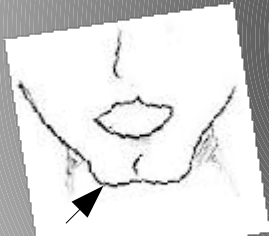
pin




tin can




ink



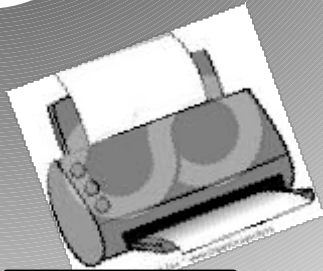
chin



ring



fish



printer



Write the words in the blanks.









Match the right word with the picture.

printer

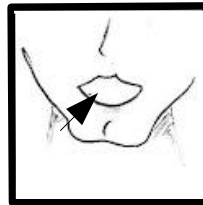

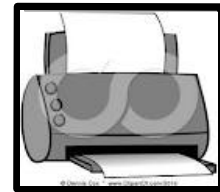
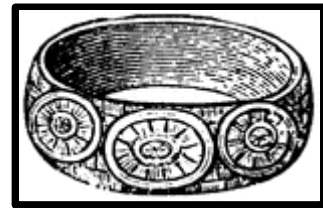


chin

ring


pin

tin can

fish



Colour the pictures that have a short "i".



What do you like to eat?

I'm hungry. I'd like ...



an icecream



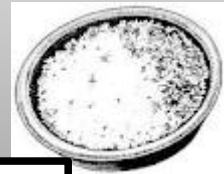
an egg



chocolate



fish



rice



fruit



pasta



vegetables



cake



bread



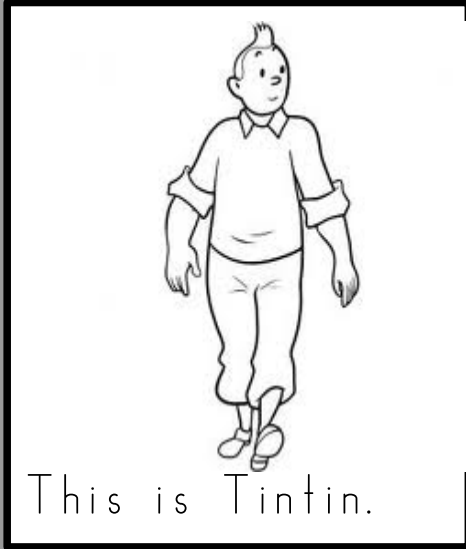


Activity



1. Bring some food items from home.
2. Ask your friend: "How are you?"
3. Your friend says: "I'm hungry. I'd like..."
4. Give your friend the food item.
5. Now switch sides.

Tintin and Snowy





This is Tintin.
This is Snowy.
Snowy is a dog.
Tintin is a boy.



Fill in the blanks.

This Snowy. is a dog.

is Tintin. Tintin is a .

Hello, Snowy! How are ?

fine, thanks. But hungry.

First, read. Second, draw the pictures.



This is Tintin.

This is Snowy.

This is a cat.

This is me.

This is a ring.

This is a girl.

Short Vowel




dog




pot




fox



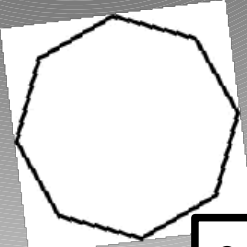
lock




ox



octopus




octagon




Write the words in the blanks.









Chapter 3 - Tintin and Snowy.

Match the right word with the picture.

octagon

lock


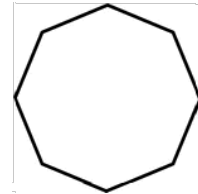
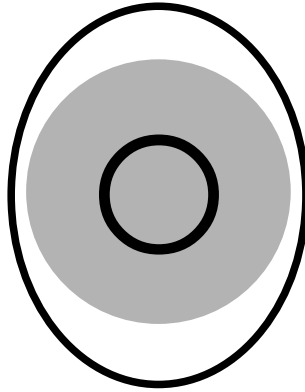


dog

fox

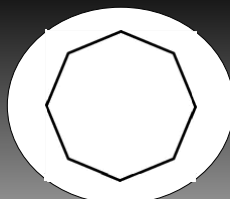
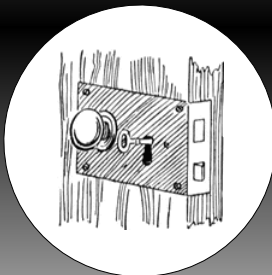
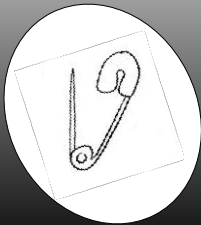
ox

pot

octopus



Colour the pictures that have a short "o".




Match the word with the picture.




van



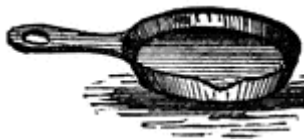
pan



can




man



fan

Match the word with the picture.



finger



sing



fish




ring



igloo




What's the time? Tick the right answer.



10 o'clock

5 o'clock

11 o'clock



10 o'clock

11 o'clock

3 o'clock



12 o'clock

4 o'clock


7 o'clock



9 o'clock

10 o'clock

1 o'clock



8 o'clock

11 o'clock

4 o'clock




9 o'clock

12 o'clock

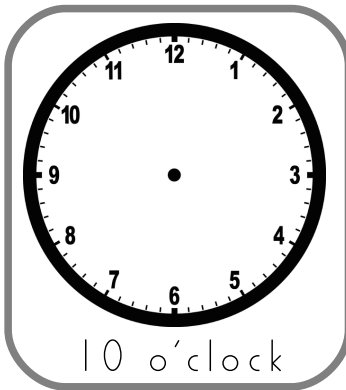
14 o'clock




Read the time and draw the clock hands.




6 o'clock




10 o'clock



5 o'clock



9 o'clock



1 o'clock



3 o'clock

At the Zoo

This is Mohini. Mohini is a girl.

She lives in Kolkatta.

Kolkatta is a big city, bigger than

Varanasi. Mohini is at the zoo.

What does she see?





At the zoo Mohini sees a snake.

Here is the snake

At the zoo, Mohini sees two

elephants. Here are two elephants.



At the zoo, Mohini sees

three ponies. Here are


three ponies.

At the zoo, Mohini sees





four giraffes. Here are

four giraffes. Look!

What a great day!



How many are there? Match and write.



1 one _____

2 two _____

3 three _____

4 four _____

5 five _____

Practice.

one _____

two _____

three _____

four _____

"Th" – a New Sound


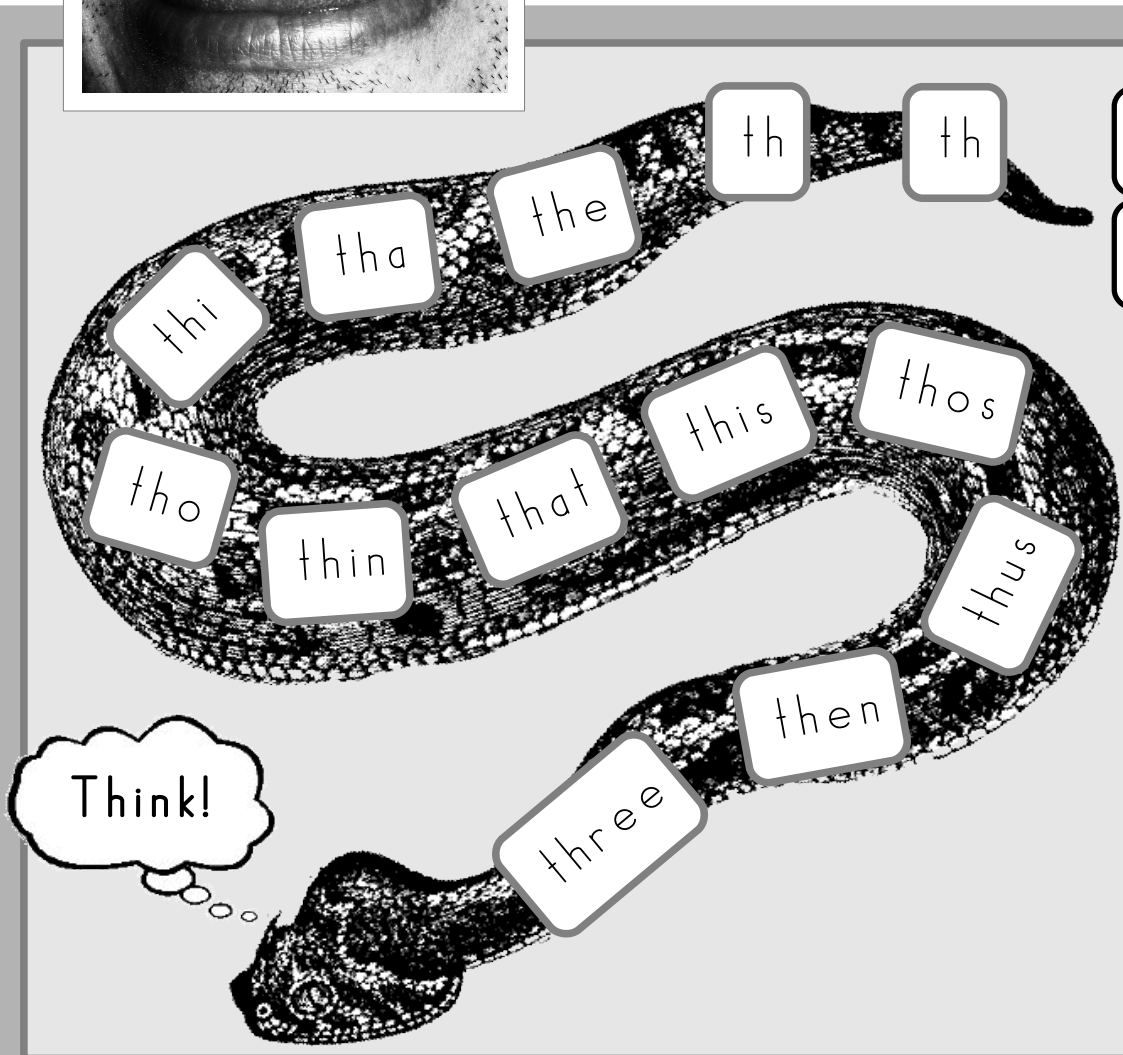
"T" and "h" put together make a new sound - "th".
It's really easy to make the th-sound:



Bite your tongue and blow




Read and say.





Try to say these words.



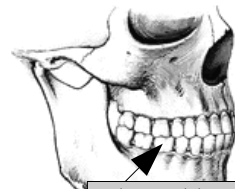
earth



mouth




mother



teeth



bath



moth



toothbrush



thread




Draw your mother and father.

While drawing, practise your "th".



My mother and my father

This is your first crossword riddle!



- BIRD
- ELEPHANT
- LION
- GIRAFFE
- PONY
- SNAKE
- FISH
- DUCK
- BEAR

A crossword puzzle grid with the following animal illustrations and numbered starting points:

- 1:** A horizontal word starting at the top left, with a giraffe illustration to its left.
- 2:** A horizontal word starting at the top right, with a fish illustration above it.
- 3:** A horizontal word starting in the middle left, with an elephant illustration to its left.
- 4:** A horizontal word starting in the middle left, overlapping with word 3, with a lion illustration above it.
- 5:** A vertical word starting in the middle right, with a snake illustration to its right.
- 6:** A horizontal word starting in the bottom left, with a pony illustration to its left.
- 7:** A horizontal word starting in the bottom right, with a bear illustration above it.
- 8:** A horizontal word starting in the bottom right, overlapping with word 7, with a duck illustration to its right.

Write the right number next to the word!

Revise these phrases. Ask each other.




A collection of thought bubbles and a central speech bubble:

- Thought bubbles: "I'm sad.", "I'm angry.", "I'm fine.", "I'm hungry.", "I'm tired.", "I'm happy."
- Central speech bubble: "Hello, how are you?"



Match the animals with their names.



frog

cat

dog


cow

lion

tiger

fish

elephant



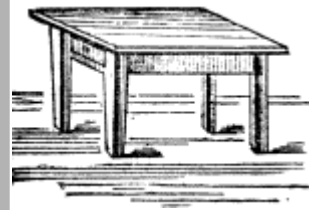
What can you find in a forest? Tick.



computers



animals



tables




chairs



insects



birds



cars



trees



plants




Short Vowel U


gun



bum



cup



drum



puppy




duck

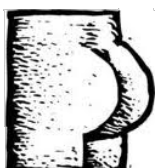



umbrella

Write the words in the blanks.









Match the right word with the picture.



umbrella



bum






gun

drum


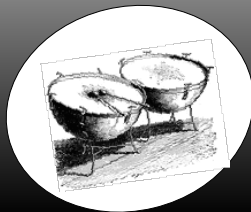
cup

puppy

duck



Colour the pictures that have a short "u".



Peter and his Pony

Here is Peter
on his pony. He
is jumping over
a blue river.
Yippee!



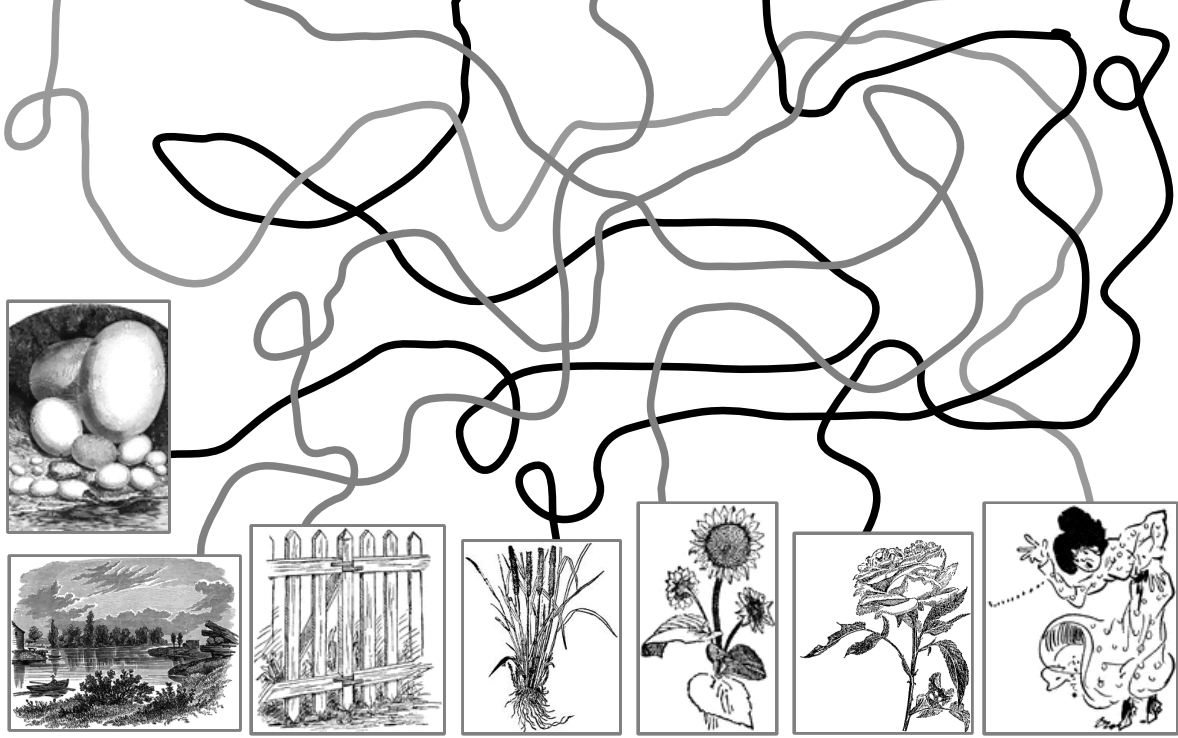
He is jumping over a brown fence. Yippee!
Now he is jumping over a red rose. Yippee!
Now he is jumping over green grass. Yippee!
Now he is jumping over a yellow sunflower.
Yippee!

Now Peter and his pony are tired.
They go back home.
That was great!



A colour maze: Find the right picture for each colour and colour it.

pink yellow white blue green brown red



Colour the box with the right colour.
Point out the right picture and say:

This is a brown fence.

This is a yellow sunflower.

These are white eggs.



This is a red rose.

This is a blue river.

This is a brown fence.

This is a pink dress.

Read and write the sentence. Colour the picture with the right colour.



This is a blue duck.

Blank handwriting lines for the sentence "This is a blue duck."

blue

This is a pink flower.



Blank handwriting lines for the sentence "This is a pink flower."

Blank handwriting lines for the word "pink".



This is a red elephant.

Blank handwriting lines for the sentence "This is a red elephant."

red

This is a yellow tap.



Blank handwriting lines for the sentence "This is a yellow tap."

Blank handwriting lines for the word "yellow".

pink



This is a green pin.

Blank handwriting lines for the sentence "This is a green pin."

Blank handwriting lines for the word "green".

Blank handwriting lines for the word "green".

Chapter 5 - Peter and his Pony



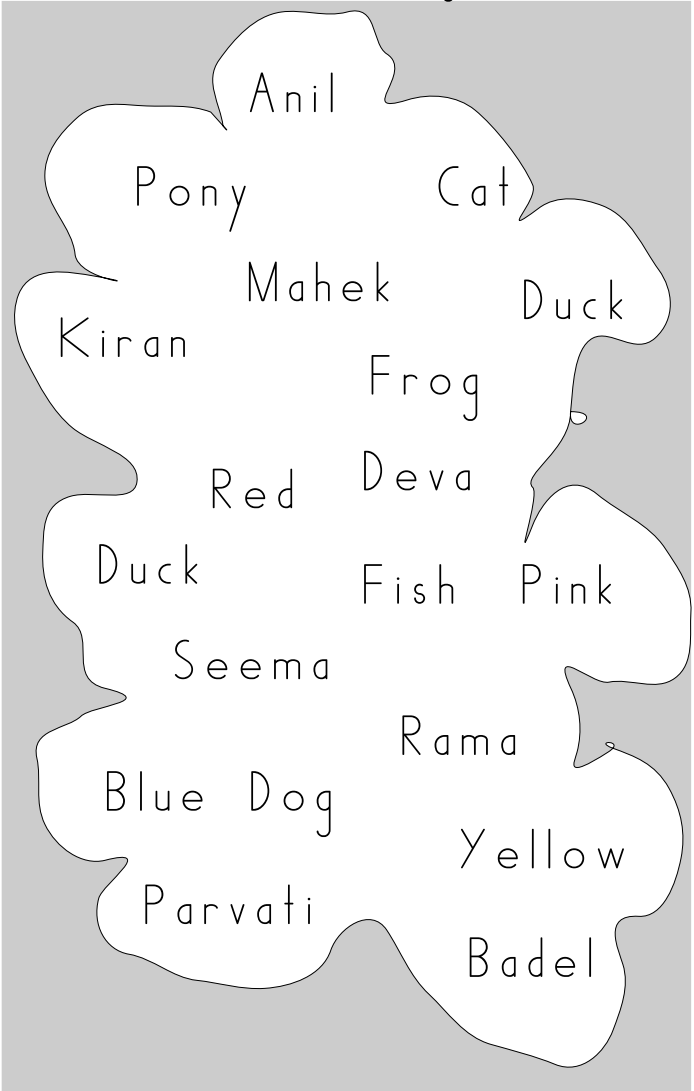
Remember: Names are written with a capital letter!



pony



Circle all names. Underline all other nouns and write them again below.



Blank writing lines for the first set of words.

Blank writing lines for the second set of words.

Blank writing lines for the final set of words.

Drama Time - Which colour do you like?

Practice with a partner. You can change the name of the colours as you like.



brown



• Do you like red?



• No, I don't.



• Do you like yellow?



• No, I don't.

yellow



• Do you like pink?



• No, I don't.



• Do you like green?



• Yes, I do!

green



Short Vowel Sound "A" and "E"
- There's a Difference!



To say "e", open your mouth only a little.

To say "a", make your mouth very wide.




Now let's sing a song.

...blue

...pink

...yellow

...red




Apples, bananas, oranges
Get ready! Get ready!
Apples, bananas, oranges
To touch something...

...green


Short Vowel e





pen




men



ten




hen



den

tent



dentist

Write the words in the blanks.









Chapter 5 - Peter and his Pony
Match the right word with the picture.




pen



ten



men




hen


dentist




tent






den



Colour the pictures that have a short "e".



Match the word with the picture.



log

box


clock

rock

frog



Match the word with the picture.



jug

bug

run







duck

umbrella




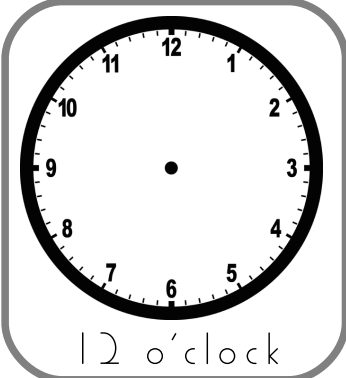






What's the time? Tick the right answer.

 <input type="checkbox"/> 10 o'clock <input type="checkbox"/> 5 o'clock <input type="checkbox"/> 12 o'clock	 <input type="checkbox"/> 10 o'clock <input type="checkbox"/> 5 o'clock <input type="checkbox"/> 3 o'clock
 <input type="checkbox"/> 6 o'clock <input type="checkbox"/> 4 o'clock <input type="checkbox"/> 7 o'clock	 <input type="checkbox"/> 8 o'clock <input type="checkbox"/> 10 o'clock <input type="checkbox"/> 12 o'clock
 <input type="checkbox"/> 8 o'clock <input type="checkbox"/> 2 o'clock <input type="checkbox"/> 4 o'clock	 <input type="checkbox"/> 9 o'clock <input type="checkbox"/> 12 o'clock <input type="checkbox"/> 11 o'clock



Read the time and draw the clock hands.

 7 o'clock	 12 o'clock	 2 o'clock
 10 o'clock	 5 o'clock	 1 o'clock

The Elephant's Pants

Once upon a time there was a little elephant. His name was Elso.



He saw some children running. He said to his sister Lilly: "They have beautiful pants. I want pants, too!" His sister said: "But we elephants



don't wear clothes."

Elso said: "I don't care. I want pants!"

And off he went, to find some pants.

Elso asked many tailors, but no-one could make such big pants.


Then, one day, he met a very old tailor, who said: "I will make you pants."

He took twenty cotton sarees and a big iron plate. The tailor spent twenty days and twenty nights.

Finally, they were ready - the elephant's pants. Elso was SO happy!

His sister said: "Now I want a skirt, too!"





Read, say and write these new words.

Elsa

wear



Lilly

sister



pants





clothes

skirt

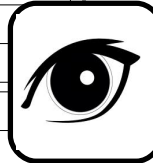
tailor





Draw Lilly wearing her new skirt.





What are you wearing? Tick your answer.




 coat


 hat


 skirt

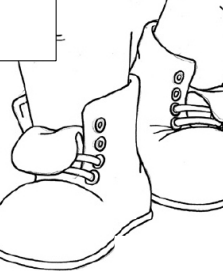
 dress


 shorts

 shirt

 gloves

 socks

 shoes

 diapers

Learn some new phrases.



What are you wearing?

I'm wearing a shirt.

I'm wearing shorts.

What colour is the top?

What colour are the shorts?


If the noun has no "s" at the end, you need to put "a". Don't say: "I'm wearing shirt."




Say the word and tick it each time.


	1 st	2 nd	3 rd		1 st	2 nd	3 rd
wear	<input type="checkbox"/>	<input type="checkbox"/>	<input type="checkbox"/>	Elso	<input type="checkbox"/>	<input type="checkbox"/>	<input type="checkbox"/>
are	<input type="checkbox"/>	<input type="checkbox"/>	<input type="checkbox"/>	dress	<input type="checkbox"/>	<input type="checkbox"/>	<input type="checkbox"/>
skirt	<input type="checkbox"/>	<input type="checkbox"/>	<input type="checkbox"/>	shoes	<input type="checkbox"/>	<input type="checkbox"/>	<input type="checkbox"/>
shirt	<input type="checkbox"/>	<input type="checkbox"/>	<input type="checkbox"/>	shorts	<input type="checkbox"/>	<input type="checkbox"/>	<input type="checkbox"/>
socks	<input type="checkbox"/>	<input type="checkbox"/>	<input type="checkbox"/>	gloves	<input type="checkbox"/>	<input type="checkbox"/>	<input type="checkbox"/>
Lilly	<input type="checkbox"/>	<input type="checkbox"/>	<input type="checkbox"/>	diapers	<input type="checkbox"/>	<input type="checkbox"/>	<input type="checkbox"/>


Read the sentence. Write the words in the blanks. Colour the picture.





This is a  . It is green.



This is a  . It is yellow.

This is a  . It is pink.

This is a  . It is purple.

This is a  . It is blue.




Game: What are you wearing today?



Bring different kinds of clothes from home. Two children hold up a blanket in front of the class. One child goes behind the curtain and wears something.

Class asks: "Are you wearing a shirt?"
Child answers "Yes, I do." or "No, I don't."



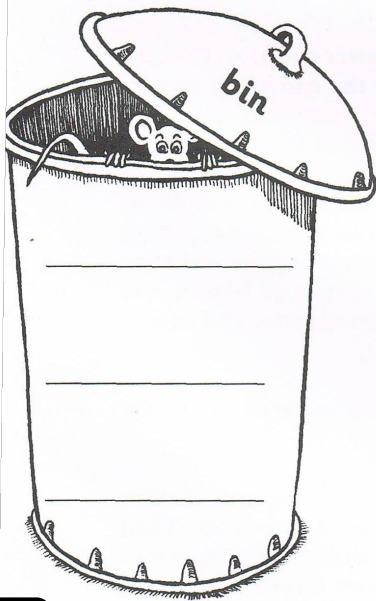
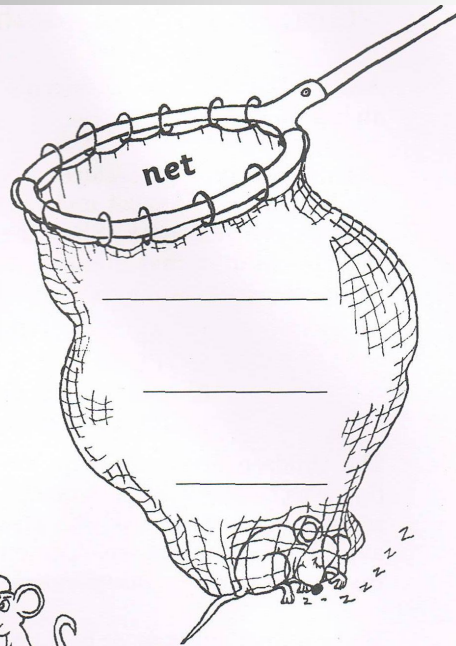


The child that guesses right, goes next.

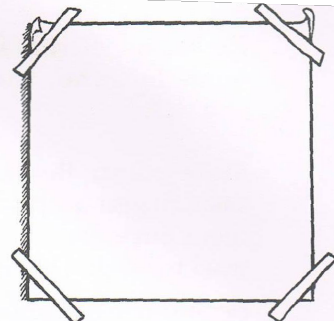
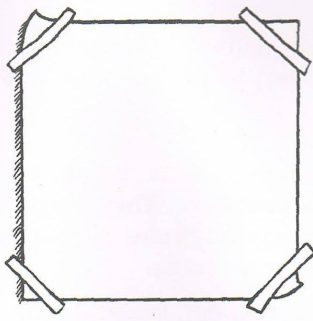
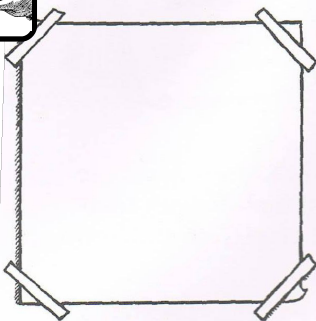
Short Vowel Sounds



Think of some words for each short vowel sound and write them in the right container.





Draw three pictures and write the noun underneath.



Chapter 6 - The Elephant's Pants

Your first word search: Look at the pictures and find the words in the riddle.


D	R	E	S	S	Y	M	Z
M	L	U	H	F	F	Y	P
S	F	C	O	A	T	U	A
O	Y	B	E	F	Y	L	N
C	F	F	S	H	I	R	T
K	U	M	Y	A	F	Y	S
S	H	O	R	T	S	B	L



Circle the three pictures that start with "a".



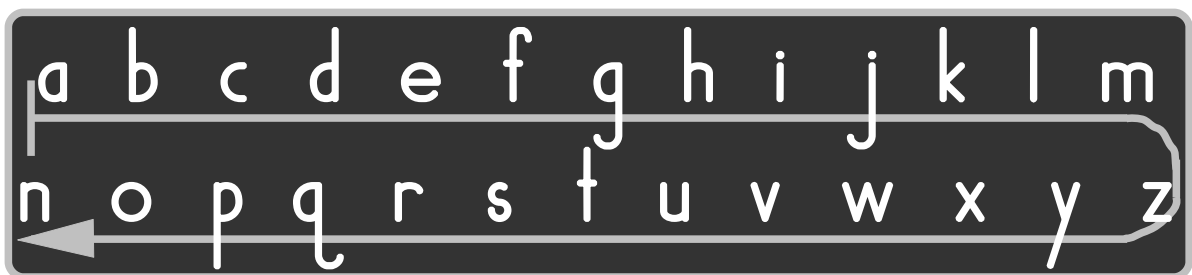
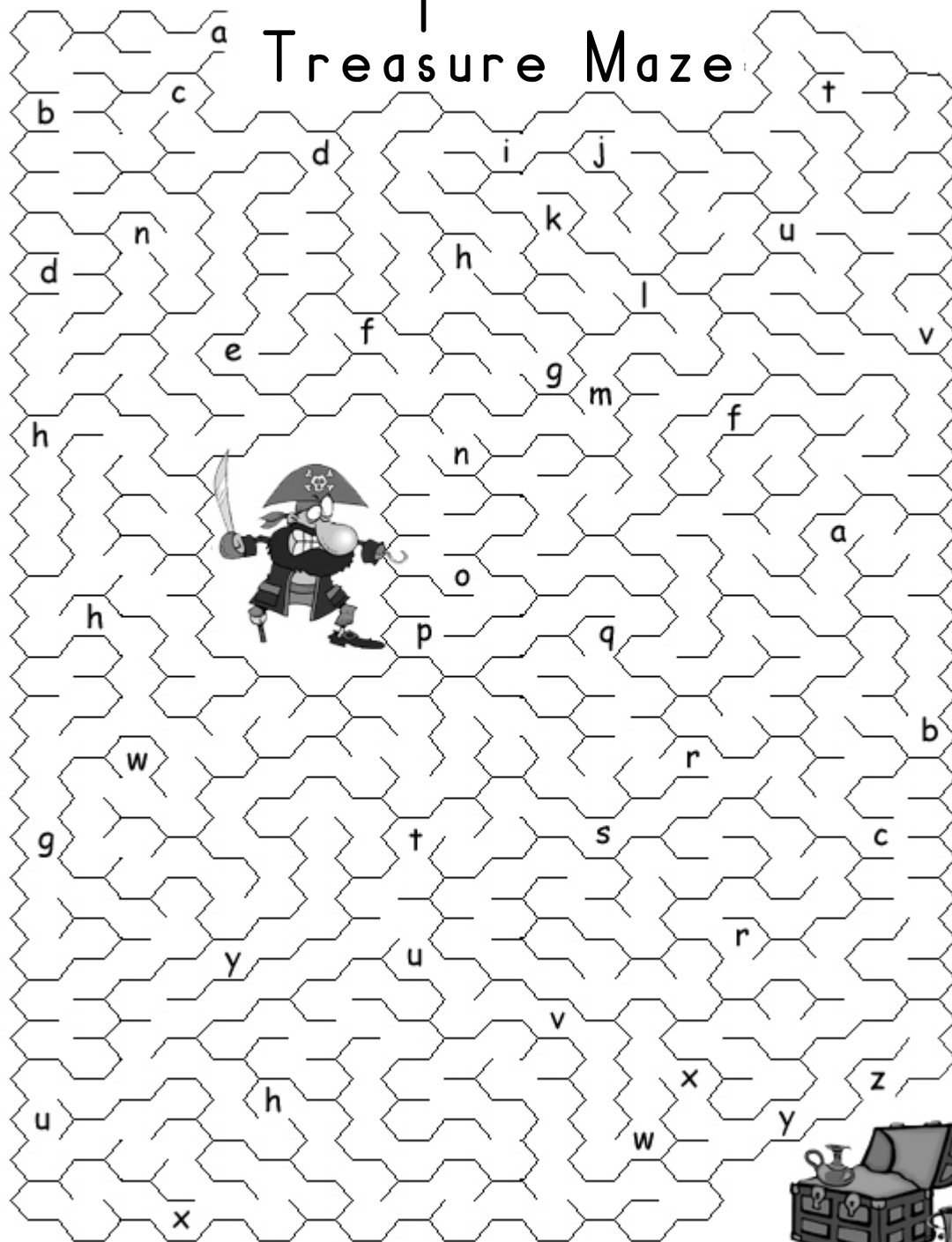
Circle the three pictures that start with "o".





Follow the alphabet - find the treasure!

Alphabet Treasure Maze



The Bird and the Giraffe

"Hello, Bird. Let's play hide and seek."

"Yes, let's."

"Bird, you hide first", said the giraffe.

"OK, Giraffe, count to ten", said the bird.

Giraffe counts to ten while the bird hides.

"OK Bird, is that you on the yellow path?"

- "No, it's me, the spider."

"Bird, is that you behind the green bush?"

"No, it's me, the monkey."


"Bird, is that you in the blue pond?"

"No, it's me, the snake."

"Bird, where are you?"

Where are you? Oh, is that you? On my head? I got you!

Now I'm going to hide."





Sing the song below and match the pictures.



On the path?



In the bush?




In the pond?

On your head!



It's me, the monkey.



Where are you?
Where are you?

Oh, where are you?
Where are you?
Where are you,
little bird?



It's me, the snake.



It's me, the spider.



Fill in the blanks.




The spider is on the

The monkey is in the

The snake is in the

Read the sentence and write the preposition.



The hat is in the box.

in

.

.



The cat is on the table.

on

.

.

.

.



The people are under the tree.

under

.

.



The snake curls around the trunk.

around

.

.

Listen, look and tick the right answer.



Where is the fish?

in

on

under

(the mouth)




Where is the seal?

around

on

in (the ice)



Where is the fish?

around

on

under

(the water)



Listen and draw.



Draw a  ribbon around the girl's hair.

Draw a  cap on one boy's head.

Draw a  spider under the table.

Draw a  flower on the jug.

Draw a  fish in the bucket.

Draw a  small cup on the table.



cup	cap	ribbon	fish
.	.	.	.

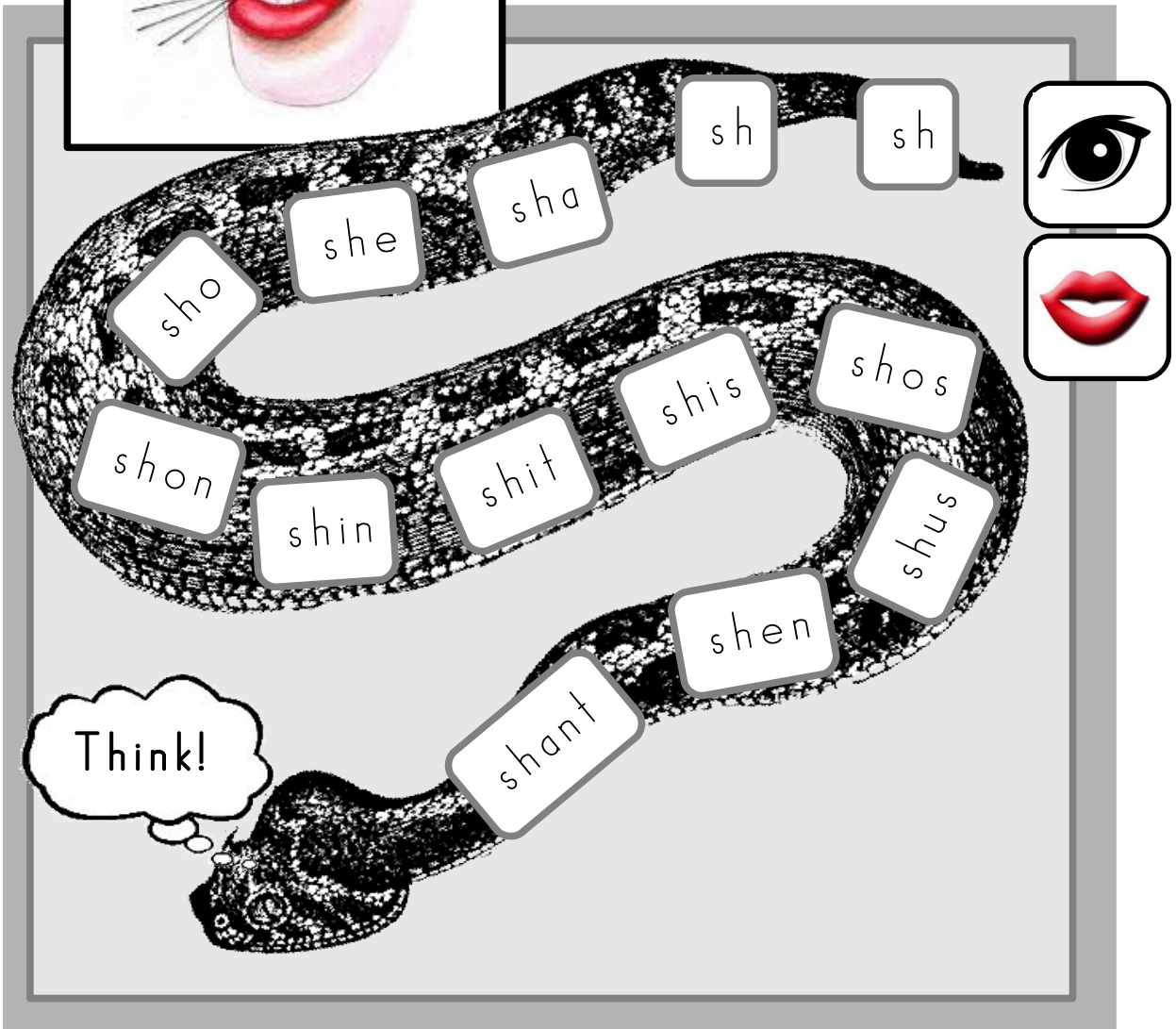
"Sh" – a New Sound



- 1 Part your lips slightly.
- 2 The teacher touches with a toothbrush just behind the tip of your tongue. Place this part on the roof of the mouth just behind the "bumpy part."
- 3 Next, lower your tongue just a little.
- 4 Finally, hold this position, pucker your lips and breathe out through your mouth.

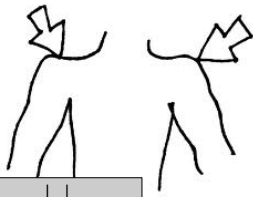


Read and say.





Try to say these words.



shoulders



shoe




sheep



shirt



bush



leash




wash



brush




Draw many fish. While drawing, practise saying your "sh".



Fish in the wide big sea

Chapter 7 - Where are you?

Look at the pictures, say their names.
Write them into the right box.



5
A-words

4
I-words


3
E-words

1
U-word


2
O-words




1. Say the word and write it.
2. Cover the two words and write it again into the last box.



hen



drum



lock



tent



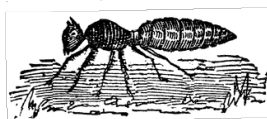
cup



fox



duck



ant



pot



camel



dog



Write the words the teacher says.



1	<input type="text"/>	2	<input type="text"/>	3	<input type="text"/>
4	<input type="text"/>	5	<input type="text"/>	6	<input type="text"/>
7	<input type="text"/>	8	<input type="text"/>	9	<input type="text"/>


Draw the words the teacher says.



1	<input type="text"/>	2	<input type="text"/>	3	<input type="text"/>
1	<input type="text"/>	2	<input type="text"/>	3	<input type="text"/>




What's the time? Tick the right answer.



- 10 o'clock
- 5 o'clock
- 7 o'clock




- 1 o'clock
- 5 o'clock
- 3 o'clock



- 5 o'clock
- 4 o'clock
- 7 o'clock



- 8 o'clock
- 10 o'clock
- 12 o'clock




- 8 o'clock
- 2 o'clock
- 4 o'clock




- 9 o'clock
- 12 o'clock
- 3 o'clock




Read the time and draw the clock hands.



1 o'clock




3 o'clock



5 o'clock



7 o'clock



8 o'clock



11 o'clock

The Little Red Hen

This is a little red hen who lives on a farm. She is friends with a lazy dog, a sleepy cat, and a noisy yellow duck.

The little red hen finds some seeds on the ground.

She has an idea - she will plant the seeds. The little red hen asks her friends,

"Who will help me plant the seeds ?



"Not I," barks the lazy dog .

"Not I," purrs the sleepy cat .

"Not I," quacks the noisy yellow duck .

"Then I will," says the little red hen. She plants the seeds all by herself. Now the seeds are grown and the hen asks, "Who will help me cut the wheat?"

"Not I," barks the lazy dog.

"Not I," purrs the sleepy cat.

"Not I," quacks the noisy yellow duck.

"Then I will," says the little red hen.

She cuts the wheat all by herself.



Chapter 8 - The Little Red Hen


Now all the wheat is cut. The little red hen asks her friends, "Who will help me to grind the wheat into flour?"

"Not I," barks the lazy dog.

"Not I," purrs the sleepy cat.

"Not I," quacks the noisy duck.

"Then I will," says the hen. So she grinds the wheat all by herself.



The tired little red hen asks her friends, "Who will help me bake the bread?"

"Not I," barks the lazy dog.

"Not I," purrs the sleepy cat.

"Not I," quacks the noisy yellow duck.

"Then I will," says the little red hen. She bakes the bread all by herself. Now the bread is ready. The tired little red hen asks her friends, "Who will help me eat the bread?"


"I will," barks the lazy dog.

"I will," purrs the sleepy cat.

"I will," quacks the noisy yellow duck.

"No!" says the little red hen. "I will."

And she eats the bread all by herself.





Read this poem and learn it by heart.
Do the movements as well.



Little red hen works so hard,
In her home and in her yard.
Working, working every day,
She has little time to play.

1. She plants the seeds.
2. She cuts the weed.
3. She grinds the flour.
4. She bakes the bread.
5. She eats the bread.

plant

grind

cut

bake

eat



Revise the capital letters of the alphabet.

A a B b c d e f
g h i j k l
m n o p q
r s t u v
w x y z



Sightwords: Read and write them until you know them by heart!



in	
is	
you	
it	

on	
that	
the	
and	

Nouns and Verbs



Nouns are words that describe things you can see. Like:








house
cat
water
jacket

Verbs are all words that describe actions you can do. Like:

shout
fly
read
jump



Colour the nouns with a red crayon.
Colour the verbs with a blue crayon.



Chapter 8 - The Little Red Hen

1. Say the word and write it.
2. Cover the two words and write it again into the last box.



bark




wheat



bread



quack



grind



Read and fill in the blanks.

little red

--	--	--

works

lazy

--	--	--

barks

sleepy

--	--	--

purrs

noisy

--	--	--	--

quacks

Dictation

Write the words the teacher says.



1	<input type="text"/> <input type="text"/> <input type="text"/>	2	<input type="text"/> <input type="text"/> <input type="text"/>	3	<input type="text"/> <input type="text"/> <input type="text"/>
4	<input type="text"/> <input type="text"/> <input type="text"/>	5	<input type="text"/> <input type="text"/> <input type="text"/>	6	<input type="text"/> <input type="text"/> <input type="text"/>
7	<input type="text"/> <input type="text"/> <input type="text"/>	8	<input type="text"/> <input type="text"/> <input type="text"/>	9	<input type="text"/> <input type="text"/> <input type="text"/>

Draw the words the teacher says.



1	<input type="text"/>	2	<input type="text"/>	3	<input type="text"/>
1	<input type="text"/>	2	<input type="text"/>	3	<input type="text"/>

The Cat and the Frog

This is a cat.

She sees a frog.

She wants to play
with the frog.



The frog is scared.

He thinks the cat wants
to eat him. He jumps.



He jumps into the water.
The cat jumps, too.



But cats don't like water.
Eeeh, it's so disgusting!
Now the cat is scared.
And wet. She climbs out.



Listen and answer "yes" or "no".



a The cat likes water.

b The frog likes water.

c The cat wants to eat the frog.

d The frog wants to play.


e The cat is bad.*



Put the pictures into order by putting the right numbers in the box. Spell the number, too.









* There is no right or wrong answer to this question. Let the children fill in what they think. Then talk about it and ask them: „Why do you think the cat is good (or bad)?“ The story „The Cat and the Frog“ is about misunderstanding each other. You can use this exercise to talk about why we fight with each other and how we misunderstand each other. Don't lecture! Let the kids talk.

Learn some new phrases.



I don't like ... (fighting, crying).



I don't like ... (milk, tea, rice).



I don't want to ... (sleep, go).

Do you like tea? Yes, I do.

Do you like tea? No, I don't



Sightwords: Read and write them until you know them by heart!



want	
don't	
like	
you	

do	
too	
no	
yes	




Read the sentence and match it with the picture.




Cat jumps, too.



Now cat is scared.



Cat wants to play.



Frog is scared and jumps.



This is your second crossword riddle!

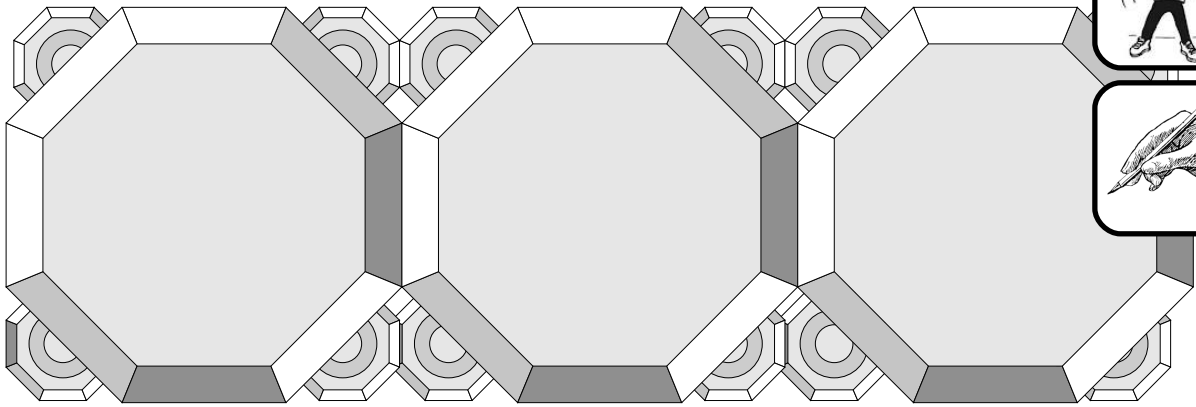


- FROG
- HEN
- GRIND
- WHEAT
- CAT
- DUCK
- DOG

Write the right number next to the word!



Draw and write three "A"-words.

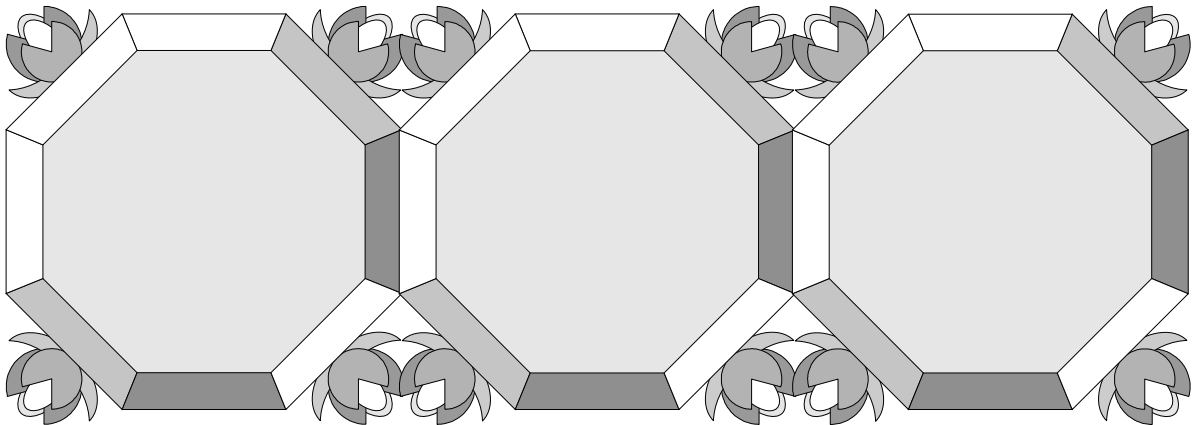


Blank writing lines for the first 'A' word.

Blank writing lines for the second 'A' word.

Blank writing lines for the third 'A' word.

Draw and write three "E"-words.

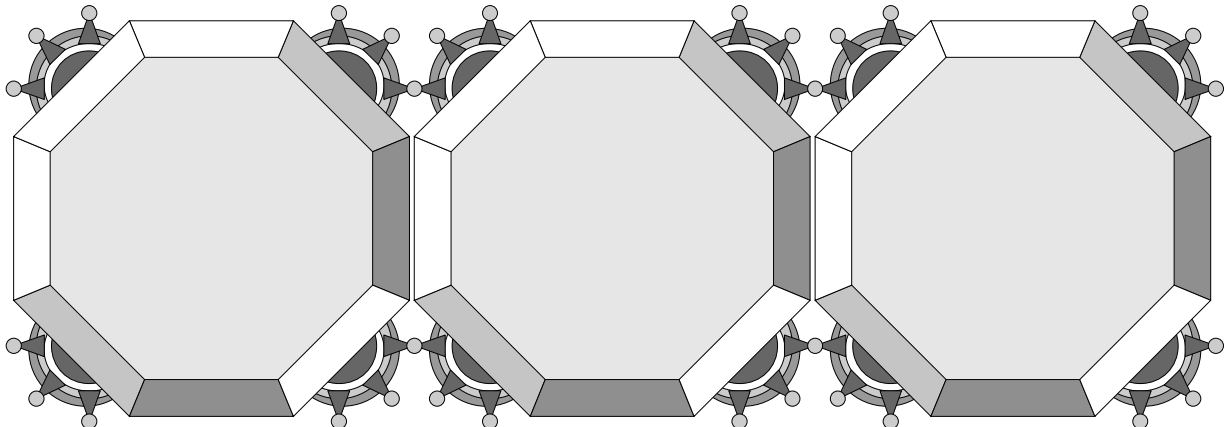


Blank writing lines for the first 'E' word.

Blank writing lines for the second 'E' word.

Blank writing lines for the third 'E' word.

Draw and write three "U"-words.



Blank writing lines for the first 'U' word.

Blank writing lines for the second 'U' word.

Blank writing lines for the third 'U' word.



Write all the lower case letters.

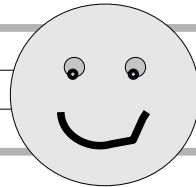
A B C D E F

G H I J K

L M N O P Q

R S T U V W

X Y Z



Great!




Read all words. Colour all "O"-words with yellow. Colour all "I"-words with green.

laptop in kiss run
glas frog fox brim
you Sheelu fish
rabbit rinse log cry
tea computer piss

What do you like to do? Draw this action.	What place is your favourite one? Draw.
<i>verb</i>	<i>noun</i>



Read and draw.



1. A book **on** the table.
2. A flower **on** the table.
3. A bin **under** the table.
4. A shoe **under** the table.

Dictation

Write the words the teacher says.



1

2

3

4

5

6

7

8

9

Draw the words the teacher says.



1

2

3

1

2

3